

???????

????????????PBM?




TRAFFIC TOOL ESSENTIALS

TRAFFIC OVERVIEW

Ø Throughput	~210 ⓘ
Approaches	3
Incoming Lanes ⓘ	7
Occupied Lanes ⓘ	---



24h Trend (Fz/h)



Select Phase Mode

Vanilla ▲



Vanilla

Options

Split Phasing

Allow Turning on Red

Custom Phase

Give Way to Oncoming Vehicles

Exclusive Pedestrian Phase

Save



Select All

Phase #1



Options



Prioritize Vehicles



Prioritize Public Transit



Prioritize Pedestrians

Adjustments



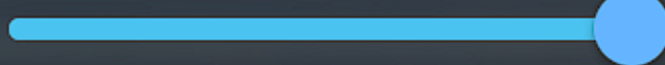
Min. Duration

2s



Max. Duration

300s



Target Duration

1x



Lane Occupancy

1x



Interval Exponent

2

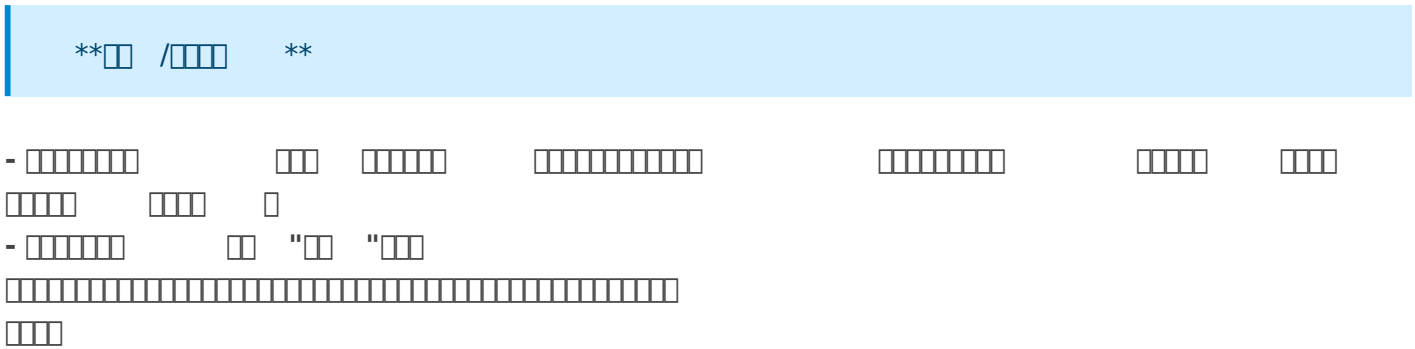
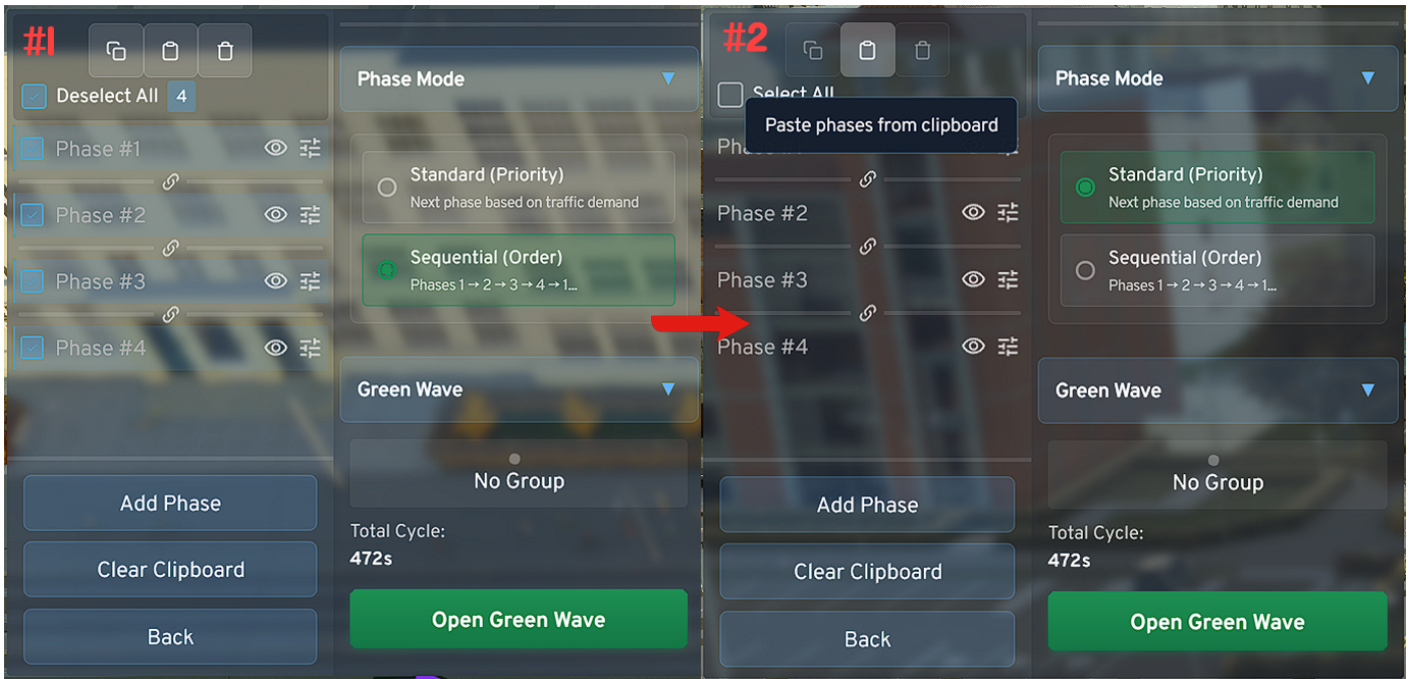


Add Phase

Back

Statistics





Revision #1

Created 2026-01-03 04:47:20 UTC by Zessons

Updated 2026-01-03 04:47:36 UTC by Zessons